

Townsview School

122 Lewis P Fisher Lane

Woodstock, NB

E7M 0G6

Telephone (506) 325-4435

Fax (506) 325-4453



Principal

Vice Principal

Vice Principal

Mrs. Patricia Thorne

Mr. Steven Jones

Mrs. Angela Ketch

Dear Parent/Guardian,

This letter is to inform you that Anglophone West School District will now be offering School Cash Online as its preferred method of payment for all school fees, including everything from field trips to school packs.

School Cash Online helps parents and community members pay school-related fees safely, quickly and easily. By using School Cash Online, you help increase efficiency and security at schools by making payments directly into your school's bank account. This allows teachers and secretaries to focus on helping students, and not counting cash. Plus, you get to stay informed of your child's activities and needs!

Powered by KEV Group, School Cash Online is the industry leader in school financial management. The new system puts all of the school fees available to your student online for purchase. Schools post their items and activities through the system and assign the relevant fees to your student. You can then choose to purchase these fees online through three different methods, including credit cards. You can also stay informed and keep track of which school fees require your attention.

You are now able to register—a simple task that takes less than two minutes—by visiting district.schoolcashionline.com or visiting our website at www.asd-w.nb.ca and navigating your way to the School Cash Online page. You will need your child's student number, last name and date of birth to register. Should you encounter any difficulties, you can use the parent help desk at 1(866) 961-1803 or by visiting schoolcashionline.com/Home/Support.

Sincerely,

A handwritten signature in black ink that reads 'Pat Thorne'. The signature is written in a cursive, flowing style.

Pat Thorne, Principal

Townsview School

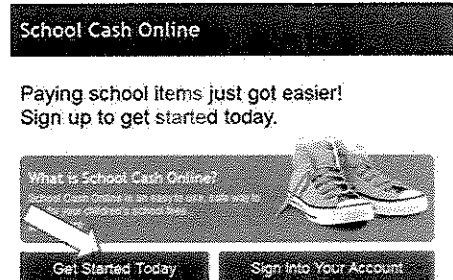
SchoolCashOnline

For safety and efficiency reasons, [Insert District] would like to reduce the amount of cash & checks coming into our school. Please join the thousands of parents who have already registered and are enjoying the convenience of paying ONLINE! It takes less than 5 minutes to register. Follow these step-by-step instructions to begin to receive email notifications regarding upcoming events involving your child(ren).

NOTE: If you require assistance, select the *SUPPORT* option in the top right hand corner of the screen.

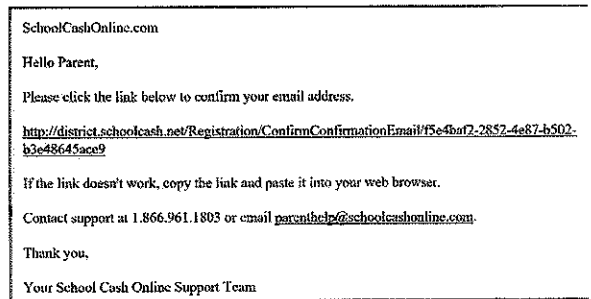
Step 1: Register

- If you have not registered, please go to the *School Cash Online* home page <https://district.schoolcashonline.com/> and select the **"Get Started Today"** option.
- Complete each of the three Registration Steps
*For Security Reasons your password, requires **8 characters**, **one uppercase letter**, **one lowercase letter** and a **number**.



Step 2: Confirmation Email

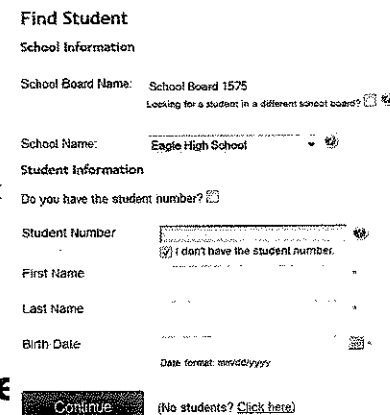
A registration confirmation email will be forwarded to you. Click on the link provided inside the email to confirm your email and *School Cash Online* account. The confirmation link will open the *School Cash Online* site prompting you to sign into your account. Use your email address and password just created with your account.



Step 3: Find Student

This step will connect your children to your account.

- Enter the School Board Name.
- Enter the School Name.
- Enter Your Child's First Name, Last Name and Birth Date.
- Select **Continue**.
- On the next page confirm that you are related to the child, check the Agree box and select **Continue**.
- Your child has been added to your account.



Step 4: View Items or Add Another Student

If you have more children, select **"Add Another Student"** and repeat the steps above. Additional children can be added to one parent account. If you do not wish to add additional children, select **"View Items For Students"** option. A listing of available items for purchase will be displayed.